

The background of the advertisement is a modern office lobby. The walls are dark and feature a grid pattern. There are three elevator doors labeled 'A', 'B', and 'C'. In the foreground, two men in business attire are walking and talking. In the background, a woman is walking through a turnstile, and other people are visible in the distance. A tall, black, rectangular device stands on the left side of the lobby.

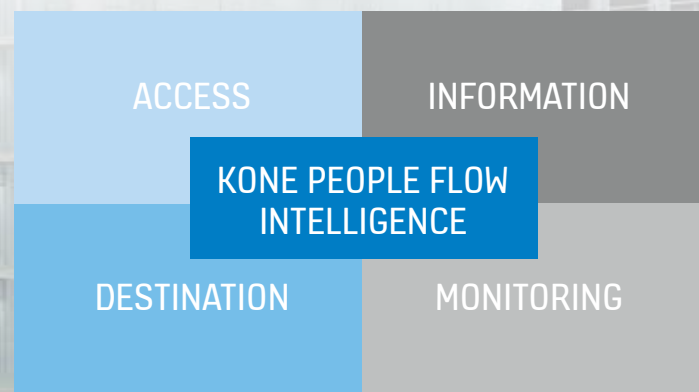
FOR SMOOTHER, SMARTER PEOPLE FLOW

KONE People Flow Intelligence

KONE PEOPLE FLOW INTELLIGENCE — KEEPING YOUR BUILDING MOVING

Property owners and developers are under increasing pressure to ensure that tenants can move around buildings as quickly and comfortably as possible while simultaneously providing improved security and access control. KONE's comprehensive and flexible People Flow Intelligence solutions are designed to meet these demands. They are based on industry-leading technology that can be adapted according to your changing needs, which enables efficient building management, and adds real value to your property.

KONE People Flow Intelligence comprises solutions for access and destination control, as well as information communication and equipment monitoring.



ACCESS

- **Smooth people flow and improved security** with KONE Access™ – our access control system for elevators, turnstiles and building doors
- **Easy to adapt** if your needs change, with flexible, modular solutions
- **Simplified planning, installation, and operation** with one system from one partner
- **Freedom of choice** with possibility to integrate KONE Access for elevators with any third party access control system in the building

DESTINATION

- **Industry-leading traffic handling performance** with KONE Destination
- **Increased comfort and convenience** with clear guidance and intelligent passenger grouping
- **User-friendly and attractive user interfaces** including innovative touchscreens and a new smartphone application
- **Smooth, non-disruptive modernization** of existing elevators with immediate performance and efficiency gains

INFORMATION

- **Information and advertisements** displayed in lobby and/or cars on the stylish KONE InfoScreen, with quick, convenient content management and remote updating
- **Rapid information channel** for facility managers and service providers to communicate safety and other building-related information to tenants and visitors
- **Improved passenger guidance** during building changes or construction work
- **Stylish design matches KONE signalization equipment** for a consistent look and feel

MONITORING

- **Easy remote monitoring, configuration, and management of elevators and escalators** from a single location through KONE E-Link™
- **Comprehensive reporting, including archiving of performance data** for analysis and troubleshooting
- **Remote shutdown of equipment enables energy savings** during low-demand periods

WHY WORK WITH KONE?

We make your building more desirable to potential tenants.

User-friendly, customizable solutions ensure smooth people flow from front door to final destination – less waiting, more comfort.

- **When your needs change, so do our solutions.**
We provide scalable and modular out-of-the-box solutions and tailored solutions that can be customized for new or existing buildings.
- **We offer world-class visual design.**
A visually consistent range of high-quality accessories and components across our entire solution portfolio improves the visual appeal of your lobby and elevators.
- **Everything you need from one partner.**
An end-to-end solution from KONE means lower total costs and no need to coordinate with multiple suppliers.

KONE ACCESS SOLUTIONS

IMPROVE SECURITY AND PEOPLE FLOW

KONE Access™ features an access control system that is seamlessly integrated with the elevators and turnstiles to help enhance security while creating smooth people flow. Our flexible, customizable solution can be adapted to meet your changing needs and requirements.

For additional flexibility, you can also choose to integrate most third-party access control systems with KONE’s elevator system.

With KONE Access™, you can:

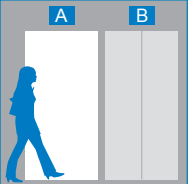
- Create and manage access profiles according to area, time, date, or person
- Control turnstile and elevator access according to individual access rights
- Specify personalized elevator calls for user groups or individuals, including allowed floors, home floor, accessibility features, and priority calls
- Manage visitor access for improved convenience and building security

KONE TURNSTILES



1 PRESENT YOUR BADGE

When entering the building scan your access card to the badge indicator and an elevator will be assigned to you



2 MOVE TO YOUR ELEVATOR

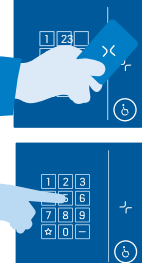
Look for elevator identifier and proceed to elevator car



3 ENJOY THE RIDE

Enjoy a smooth and efficient ride

KONE DESTINATION




1 PRESENT YOUR BADGE

When moving inside the building, scan your badge, select floor and note assigned elevator



2 MOVE TO YOUR ELEVATOR

Look for elevator identifier and move to your assigned elevator car



3 ENJOY THE RIDE

Enjoy a smooth and efficient ride



Why choose KONE access solutions?

- Improved people flow and enhanced security with integration between KONE elevators and access control systems
- Opportunity to scale up or adapt the system if your needs change
- Easy and straightforward installation process
- Simplified operation of your elevator system with one access control database

KONE DESTINATION SOLUTIONS

OPTIMIZE ELEVATOR PERFORMANCE

A destination control system (DCS) can significantly improve convenience in your building while boosting elevator traffic handling capacity and performance. Guiding users to the most appropriate elevator means less crowded cars, shorter travel times, and fewer unnecessary stops. While conventional elevator control systems only register the desired travel direction, KONE Destination takes into account the number of waiting passengers and their desired destination floors.



Why choose KONE destination solutions?

- **Increased handling capacity.** The handling capacity of the elevator system is improved, especially during peak traffic periods.
- **Shorter time to destination, fewer intermediate stops.** Passengers with the same destination are grouped together, leading to fewer intermediate stops and shorter journey times.
- **More comfort.** The correct number of passengers is assigned to each elevator to avoid overcrowding.
- **Enhanced access control.** The elevator system can be integrated with the building's access control system, restricting unauthorized use of the elevators and increasing peace of mind for tenants.
- **Improved guidance.** Listed floor destinations allow passengers to quickly check that they are entering the correct car.
- **Better accessibility.** For people who need more time and space, an accessibility function can be activated using a card reader or a special button.

Smart, stylish user interfaces

Our user-friendly, integrated access and destination solutions are designed to make it easy for people to move throughout your building.



Our destination operating panel incorporates the latest capacitive touchscreen technology and a highly intuitive interface for an effortless elevator experience.

In California, the design may differ from what is shown. Please consult your KONE Sales Professional for details.



With the KONE keypad car operating panel with media screen, multimedia and web-based information is seamlessly integrated to enhance passenger experience and guidance.

KONE INFORMATION SOLUTIONS

IMPROVE GUIDANCE AND COMMUNICATION

The KONE InfoScreen is a quick and easy way to deliver a wide variety of multimedia and web-based information in the elevator car and improve guidance in your building. The solution can also be used as an advertising revenue channel. Information can be updated remotely across multiple screens using a convenient information management software.



Why choose KONE information solutions?

- Customizable with user-defined, online or offline content
- Quick, clear communication of real-time information
- Convenient content updating takes place remotely for multiple displays and can be scheduled in advance
- Improve guidance for passengers
- Boost business with effective marketing communication
- Modernize existing elevator systems
- Visually appealing design in line with KONE signalization, enabling a consistent look and feel throughout your building

KONE MONITORING SOLUTIONS

REMOTELY MONITOR AND CONTROL ONE BUILDING OR MANY

KONE E-Link™ is a comprehensive and easy-to-use solution for monitoring elevator and escalator operation from a single central location. Equipment can be configured and managed remotely and the wide range of operational data provided gives a real-time view of equipment status across all your locations.

WHY CHOOSE KONE MONITORING SOLUTIONS?

- **Effective remote monitoring and management** of all KONE and third-party equipment across multiple locations
- **Accurate real-time and historical overview** of transportation demand, traffic performance, and elevator capacity from a single user-friendly interface
- **Easy integration** with building management systems
- **Rapid response** to problem situations and quicker troubleshooting with instant access to performance data
- **Remote shutdown of equipment** when not in use, saving energy
- **Add value to your building** and increase its attractiveness to tenants



Traffic displays show real-time traffic monitoring of all elevators and escalators.



Deviation monitoring summaries show the operational status of each unit.



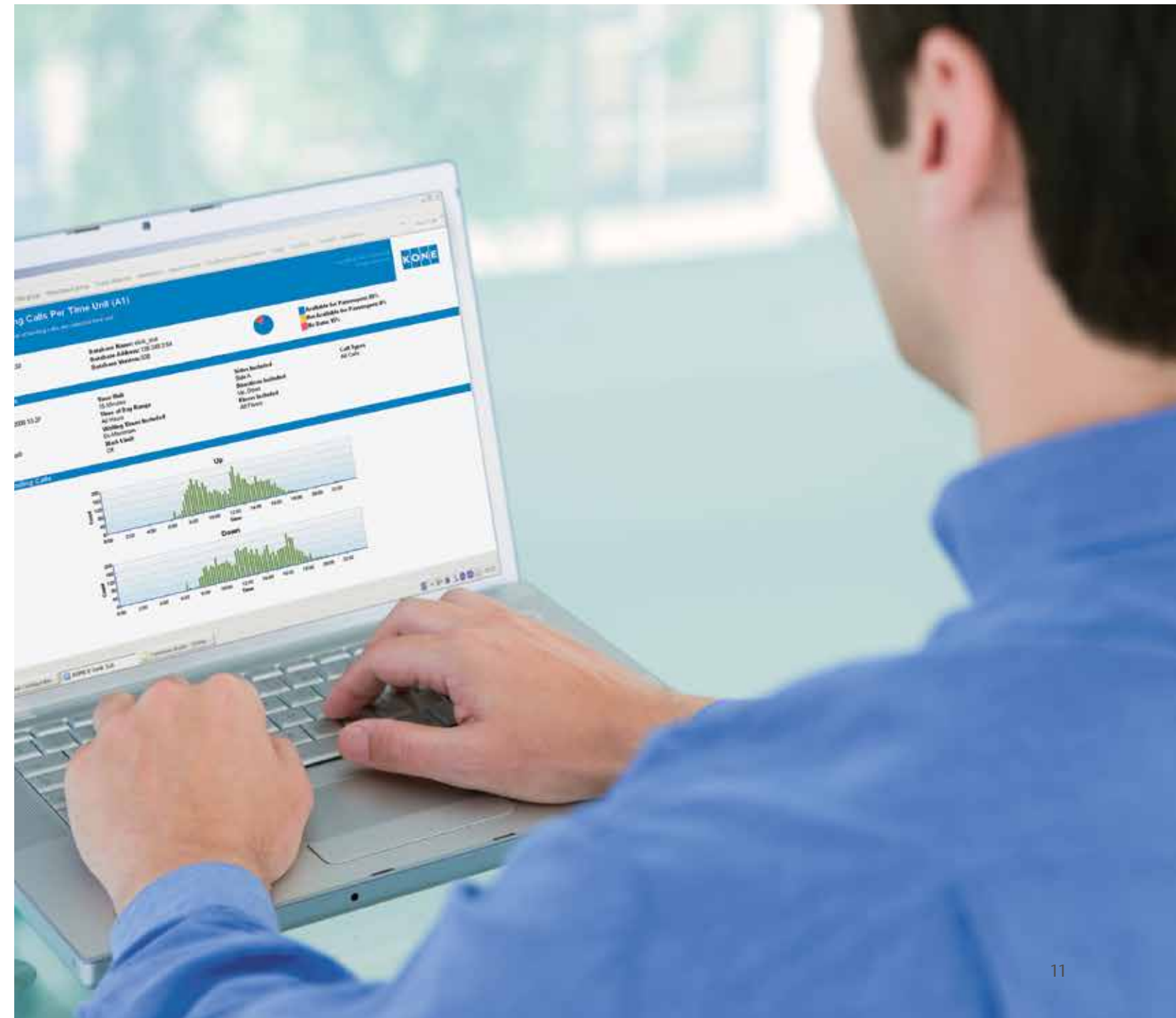
Availability reports reflect the operational quality of the equipment.



Additional reports, such as number of passengers calls per time unit, allow you to see equipment usage figures and trends.

WITH KONE E-LINK, YOU CAN:

- Identify the buildings and groups to be monitored on the building layout or map
- View elevator groups within buildings as interactive icons on the map
- See real-time traffic display, including position and detailed status of each piece of equipment
- Issue commands: make elevator calls, change elevator operating mode, define parking floor or lock floors
- Use an extended view to monitor the status of all equipment on one screen
- Get a comprehensive set of reports including elevator reports, destination control system reports, and alarm reports



*Remote management not allowed in all areas. Please contact your KONE Sales Professional for details.

KONE provides innovative and eco-efficient solutions for elevators, escalators and the systems that integrate them with today's intelligent buildings.

We support our customers every step of the way; from design, manufacturing and installation to maintenance and modernization. KONE is a global leader in helping our customers manage the smooth flow of people and goods throughout their buildings.

Our commitment to customers is present in all KONE solutions. This makes us a reliable partner throughout the life cycle of the building. We challenge the conventional wisdom of the industry. We are fast, flexible, and we have a well-deserved reputation as a technology leader, with such innovations as KONE MonoSpace®, KONE EcoMod™, and KONE UltraRope®.

KONE employs over 55,000 dedicated professionals to serve you globally and locally.

KONE
kone.us