

Evolution of Excellence: KONE EcoMod Flex™ Delivers More

So, what's next when your escalator starts showing its age? The realities of a full replacement are daunting: construction chaos, weeks of inconvenience, and steep construction costs. But what if there was a better way to give your building the performance and reliability of a brand-new escalator—without the mess and expense?

The escalator that set the standard just raised the bar. Built on the proven success of our original KONE EcoMod design, our latest escalator innovation redefines what's possible. From the company that invented escalator modernization, meet KONE EcoMod Flex™, the industry's complete escalator modernization solution that does more, lasts longer, and adapts better—proving that progress doesn't require starting from scratch.



Start With the Big Picture: It all begins with the A-D-C's

Not all modernization solutions are one-size-fits-all. Arriving at the right solution requires analysis of three key criteria—access, disruption, and cost—offering our customers a true and actual picture of their options and allowing them to make informed decisions.

A is for Access: What can the site support?

No two locations are the same and each brings unique challenges, including variables such as tight access and site specific limitations. Consideration must be given to whether escalator replacement is physically possible without tearing apart the building. Our teams assess every angle to make sure the solution fits the space without changing the story behind it.

D is for Disruption: How much is acceptable?

Escalator replacement can turn your building into a construction zone which can impact the people who use the space every day. We're committed to being good neighbors during every installation. Escalator modernization uses creative logistics and expert coordination to keep buildings open and businesses running while minimizing disruption costs.

C is for Cost: What does the full picture look like?

Escalator equipment is just one piece of the puzzle when fully replacing your escalator. General construction work is typically associated with full replacement—think demolition, structural modifications, and more which can amount to more than the cost of the escalators.

To deliver real value, we help customers consider the following:

- The total project cost instead of just the price tag on the escalator
- The long-term savings from energy-efficient, digitally connected solutions
- Reduced maintenance and service needs thanks to predictive technology
- Incorporates many APTA*-compliant components as a standard,



Drive is located inside the step band



Utilizes direct drive for steps and handrail



Based on KONE TravelMaster™ platform



Advanced installation method

* American Public Transportation Association









Engineered to give you more from the inside out

The KONE EcoMod Flex™ enhances our industry-leading design by preserving the existing truss framework, dramatically reducing upgrade costs, and minimizing site and customer disruption. But we didn't stop there.


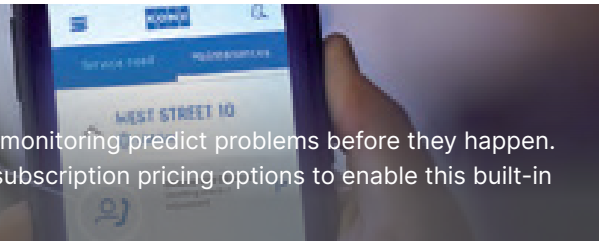
We've listened to what matters most and have engineered more flexibility, improved sustainability, enhanced safety, and increased reliability into every detail. Built with a robust design to fit in your unique space and withstand the demands of modern environments, this is next-level performance without compromise.

Discover how KONE EcoMod Flex™ gives you more, because you deserve nothing less.

KONE gives you more	Why it matters
More durable 	Longer-lasting components, built to higher standards increase escalator reliability and performance
More sustainable 	Leverages technology such as Transvario geared direct drive, lube-free step chain and standby mode help reduce carbon footprint
More intelligent 	Imbedded predictive maintenance capabilities increase transparency and reduce downtime
More flexibility 	From transit hubs to commercial spaces and everywhere in between, customers gain the freedom to upgrade without full replacement.
More aesthetic 	Create an escalator that complements your space, reinforces your brand and enhances passenger experience
More experience 	KONE has many years of experience after inventing the escalator modernization product and process in 2003

Features and benefits


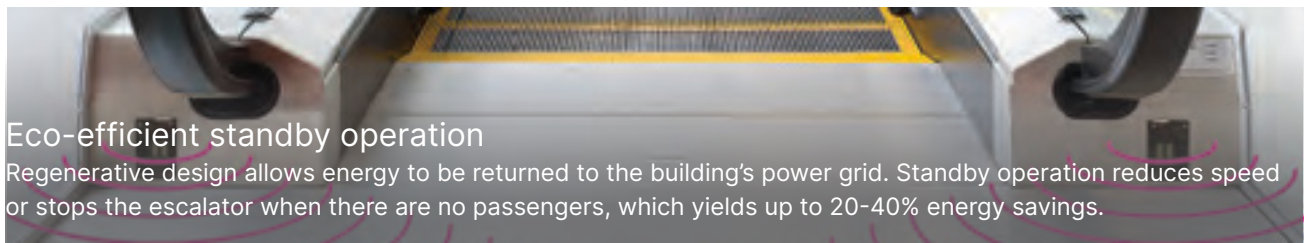
Connected services
State-of-the-art diagnostic technology and round-the-clock monitoring predict problems before they happen. Ask your KONE representative for more information or about subscription pricing options to enable this built-in feature.



Thicker and stronger to last longer


- Brushed satin 14-gauge stainless steel decking
- Thicker 11-gauge skirt more rigid to minimize deflection
- V-groove handrail offers superior traction, increased life cycle
- Stainless steel front plates provide longer life, higher aesthetic value vs plastic

Eco-efficient standby operation
Regenerative design allows energy to be returned to the building's power grid. Standby operation reduces speed or stops the escalator when there are no passengers, which yields up to 20-40% energy savings.



Improved safety

Attention to safety, quality, detail, all included. Our skirt brush brings an extra measure of security. Yellow plastic inserts for step demarcation is more durable and more easily redone than paint, while demarcation lighting highlights steps for safer, easier transport.



More aesthetic choices

- Brushed satin stainless steel skirt with clear anti friction coating or sheet steel skirt with black antifriction coating
- Silver-color aluminum or black-color aluminum with silvercolor ribs
- Clear 1/2" glass balustrade panels or stainless steel panels
- Black-coated anodized aluminum or clear-coated anodized aluminum

Light the Way Forward – KONE's Revolutionary Design Lighting


Give your building that “Wow” factor

KONE Design Lighting infuses spaces with striking visual appeal that will captivate visitors and dazzle stakeholders. Our elegantly designed, fully configurable lighting system is crafted to complement the unique architectural atmosphere and decorative style of any setting.

At the heart of the solution: premium RGBW LED light strips, seamlessly integrated into handrails and skirts that can reproduce the entire color spectrum, as well as any temperature, delivering a stunning, personalized effect that transforms the ordinary into extraordinary.

Efficiency meets brilliance

Go beyond beauty—our LED lighting solutions drive responsible energy use, reducing energy consumption by up to 87% compared to traditional lighting. In addition to dramatic energy savings, KONE Design Lighting enhances safety with intuitive guidance and wayfinding features. Distinctive light patterns clearly indicate the correct direction for passengers to enter and exit, improving flow and peace of mind for everyone.



Effortless control and customization

Take command of your lighting with unparalleled ease and convenience. The KONE mobile app connects directly to your escalator via Wi-Fi, putting total creative control in the palm of your hand. Instantly select one of five pre-set themes or customize every aspect—from color and effect to brightness level—creating a signature look unique to your space.

