

A man and a woman are walking through a modern building hallway. The man is on the left, wearing a blue patterned shirt and blue jeans. The woman is on the right, wearing an orange dress and carrying a black handbag. They are walking towards the camera. The hallway has a dark, textured wall and a glass door. The floor is a light-colored carpet.

MOVING PEOPLE IN LOW- TO MID-RISE BUILDINGS

A GREAT EXPERIENCE FROM DAY ONE

Twenty years ago, we pioneered the revolutionary machine room-less elevator. Innovation continues to drive us to improve everything we do, and that involves far more than just our products.

Our goal is to make the entire process of designing, ordering, installing, maintaining and modernizing elevators as smooth and straightforward as possible.

We offer the best of both worlds – superior service from day one, and an outstanding elevator solution that's sure to add value.



AN OUTSTANDING ELEVATOR



ELEVATOR PLANNING MADE EASY



COMPREHENSIVE PROJECT MANAGEMENT



HASSLE-FREE INSTALLATION



EFFICIENT OPERATION, TAILORED MAINTENANCE





EXIT

THE BEST MADE BETTER

The renewed KONE MonoSpace® machine room-less elevator combines our proven eco-efficient technology with ride-comfort and design innovations. Our goal is to create a user experience that both adds value to a building and maximizes comfort and safety for passengers.

KONE is the industry forerunner in technological innovations. We are committed to offering high-quality and innovative People Flow® solutions that continuously raise the bar for eco-efficiency, safety, and user experience.

Forbes magazine has consistently ranked KONE as one of the most innovative companies in the world.

Forbes | 2015
**THE WORLD'S
MOST INNOVATIVE
COMPANIES**

Powered by The Innovators DNA





EXCELLENT ECO-EFFICIENCY

Our renewed solution has a number of eco-efficient features and options.

- 1 Enhanced KONE EcoDisc® hoisting machinery** makes elevator operation more energy efficient than ever.
- 2 Eco-efficient regenerative drive technology** recycles energy for immediate reuse within a building and can cut elevator energy consumption by up to 20%.*
- 3 Modern LED lighting** is up to 80% more efficient and lasts up to 10 times longer than halogen lighting.
- 4 Advanced standby solutions** cut energy consumption by powering down the equipment when it's not in use.

A SMOOTH AND QUIET RIDE

The KONE MonoSpace® is designed to deliver industry-leading ride comfort year after year. Every elevator we install complies with our strict ride-comfort standards.

- 1 Enhanced machinery and brakes** ensure smooth acceleration and deceleration, accurate leveling, and a quiet, comfortable ride.
- 2 Optimized hoisting system** cuts noise and vibration inside the car for remarkably quiet operation.
- 3 Robust car structure and noise-isolation features** further reduce noise inside the car for a high-quality user experience.

*Calculation based on the following: 3,500 lb. capacity, 350 fpm, 7 landings, 72 feet of travel and 200,000 starts per year.


CUSTOMIZABLE INTERIORS AS STANDARD

When an elevator's interior complements the building's look and feel, it creates a great user experience, leaves a lasting impression and adds real value.

A flexible and versatile design offering enhances the look and feel of your building.

Ready-made, professionally designed interiors make selection fast and easy.

Easily customize by mixing and matching materials and accessories.





PROFESSIONAL SUPPORT FOR A BUILDING'S ENTIRE LIFECYCLE

We help you take your project from vision to reality. With KONE you benefit from planning support and design advice, easy-to-use planning tools, comprehensive project management and streamlined installation. Once a building is up and running, we can keep the elevators in prime condition with our tailored preventive maintenance service.

ELEVATOR PLANNING MADE EASY

- Our tips and advice make it easy to specify the optimal elevator solution.
- Our elevator toolbox and car designer tool save time in the planning and design phase.
- Energy consumption calculations help you gain insight into the lifetime energy costs of your equipment.

COMPREHENSIVE PROJECT MANAGEMENT

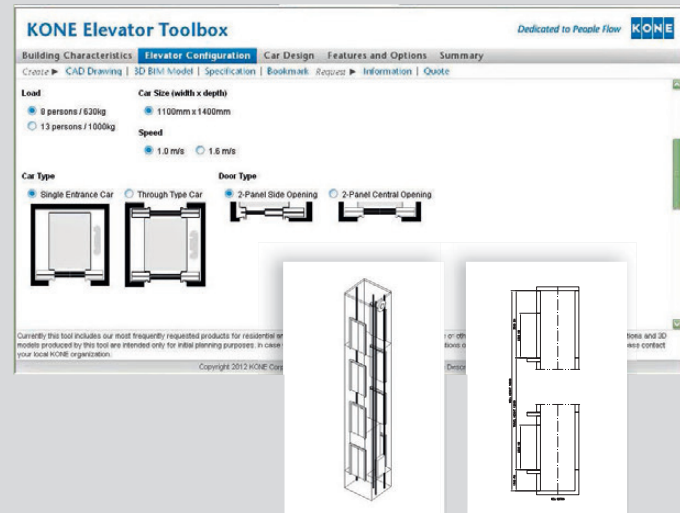
- We work to thoroughly understand the success factors for your unique project.
- Dedicated project managers facilitate communication, collaboration and successful project completion.
- An expedited contract option helps reduce key lead times.
- Critical items such as site visits and project-specific layouts proactively arranged.

QUICK CAD AND BIM, AND INSPIRATIONAL INTERIORS

Take advantage of our easy-to-use tools to plan your elevators and design your ideal car interior.

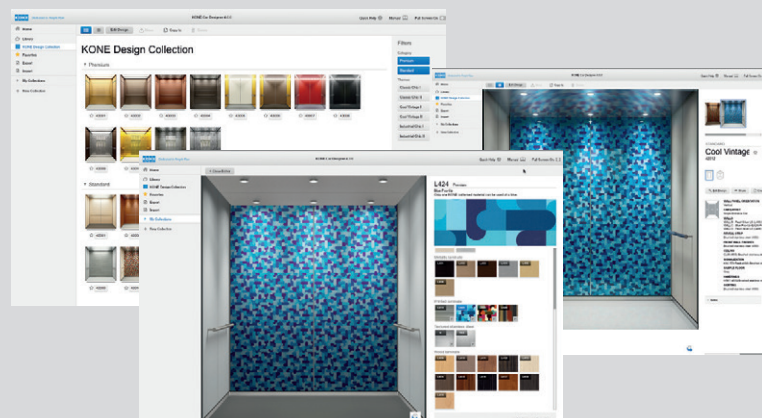
KONE Elevator Toolbox

- Detailed elevator specification with customized 2D CAD drawings and 3D Building Information Modeling (BIM) models.
- Level of Detail (LOD) 200 BIM models available, LOD 400 models on request.
- KONE BIM models compatible with most common project documentation systems.
- Designs can easily be sent to a KONE Sales Professional.



KONE Car Designer

- Create your own virtual elevator interior design online or with a KONE Sales Professional.
- Choose a theme from the KONE Design Collection, or mix and match your choice of materials, lighting and accessories to create a unique look.
- Save your design and send a link to a colleague or to a KONE Sales Professional.



HASSLE-FREE INSTALLATION

- Clear safety and site requirements communicated early.
- Hoistbeam, pit ladder and masonry inserts provided by KONE.
- Our efficient installation method eliminates the need for temporary work platforms, block outs and machine beams.
- Thorough quality controls and ride comfort measurements help ensure the equipment will run smoothly.

EFFICIENT OPERATION, TAILORED MAINTENANCE

- Our energy-efficient elevators help keep your operation costs low.
- We create a unique maintenance plan for each site and piece of equipment, based on your requirements and needs.
- Our preventive maintenance program detects and fixes faults before they can cause downtime.
- We make sure your elevator runs reliably and safely while complying with all relevant regulations and standards.



ALL ELEVATORS TESTED FOR RIDE QUALITY – A SERVICE UNIQUE TO KONE

- Our comprehensive ride quality test is standard for all elevator installations.
- It measures noise and vibration inside the car to ensure they're at acceptable levels.
- This thorough quality testing helps reduce the need for unplanned maintenance callouts.

KONE provides innovative and eco-efficient solutions for elevators, escalators and the systems that integrate them with today's intelligent buildings.

We support our customers every step of the way; from design, manufacturing and installation to maintenance and modernization. KONE is a global leader in helping our customers manage the smooth flow of people and goods throughout their buildings.

Our commitment to customers is present in all KONE solutions. This makes us a reliable partner throughout the life cycle of the building. We challenge the conventional wisdom of the industry. We are fast, flexible, and we have a well-deserved reputation as a technology leader, with such innovations as KONE MonoSpace®, KONE EcoMod™ and KONE UltraRope®.

KONE employs nearly 50,000 dedicated professionals to serve you globally and locally.

KONE
kone.us