



❄ 91.76 °F

↺ 2.09 f/s

⚡ 4241 W

KONE 24/7 CONNECTED SERVICES

ESCALATORS WITH PREDICTIVE MAINTENANCE



KONE 24/7 CONNECTED SERVICES

Smart equipment

Helps predict problems before they happen.

24/7 monitoring

Escalators are always on duty—and so are we.

Transparency

See what your maintenance crew sees.

KEY PARAMETERS

Escalators with KONE 24/7 Connected Services, monitor key parameters around the clock to help predict problems before they happen. From routine usage stats to crucial performance indicators, every connected escalator is fully equipped to collect and send along critical information about your escalator.



Movement



Usage Statistics



Emergency Stops

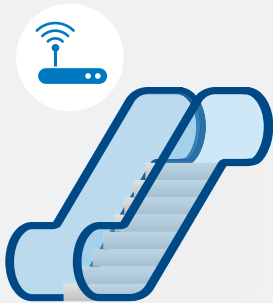


Mileage and Drive Time



Stopping Accuracy and Stopping Behavior

How it works



KONE-installed instruments monitor key parameters.



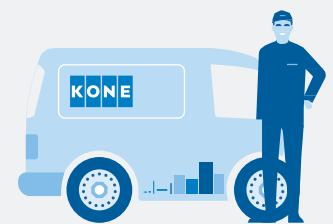
Artificial Intelligence helps analyze needs and helps predict faults.



Your technician gets instant notifications



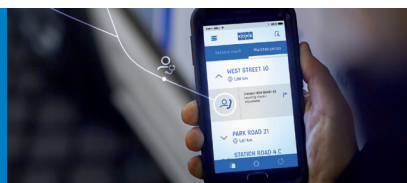
You stay up-to-date with KONE Online.



For immediate needs, you get fast, on-demand service. For non-urgent needs, your tech provides scheduled maintenance.

> Predictive maintenance helps keep your equipment up and running. <

KONE 24/7 Connected Services isn't just smart – it keeps getting smarter.



See how predictive technology can prevent breakdowns before they happen @ [KONE.us/connected](https://www.kone.us/connected), or call us at 877-276-8691.